* 0000800000001 *

Cambridge Assessment International Education

Cambridge IGCSE™

CANDIDATE NAME	

CENTRE NUMBER						CANDIDATE NUMBER				

8129350681

BIOLOGY **0610/53**

Paper 5 Practical Test **October/November 2024**

1 hour 15 minutes

You must answer on the question paper.

You will need: The materials and apparatus listed in the confidential instructions

INSTRUCTIONS

- Answer **all** questions.
- Use a black or dark blue pen. You may use an HB pencil for any diagrams or graphs.
- Write your name, centre number and candidate number in the boxes at the top of the page.
- Write your answer to each question in the space provided.
- Do **not** use an erasable pen or correction fluid.
- Do **not** write on any bar codes.
- You may use a calculator.
- You should show all your working and use appropriate units.

INFORMATION

- The total mark for this paper is 40.
- The number of marks for each question or part question is shown in brackets [ ].

For Examiner's Use	
1	
2	
Total	

This document has **12** pages.

DC (PB/CB) 336153/4
© UCLES 2024

1 Amylase is an enzyme found in the human body that catalyses the breakdown of starch into reducing sugars.

Tea contains a chemical called tannin which affects amylase activity in the body.

You are going to investigate the effect of tea on the enzyme amylase.

Read all the instructions but DO NOT DO THEM until you have drawn a table for your results in the space provided in 1(a)(ii).

You should use the safety equipment provided while you are doing the practical work.

Step 1 Label three test-tubes **S1**, **S2** and **S3**.

Step 2 Use a syringe to put 2 cm^3 of **starch** suspension into all three test-tubes.

Step 3 Label another three test-tubes **A**, **AT** and **T**.

Step 4 Use a clean syringe to put 2 cm^3 of **amylase** solution into test-tube **A** and 2 cm^3 of **amylase** solution into test-tube **AT**.

Step 5 Use a clean syringe to put 2 cm^3 of **tea** into test-tube **AT** and 2 cm^3 of **tea** into test-tube **T**.

Step 6 Raise your hand when you are ready for hot water to be added to the beaker labelled **water-bath**.

Step 7 Place all six test-tubes into the hot water-bath.

Step 8 Use the marker pen to label three sections on a white tile, as shown in Fig. 1.1.

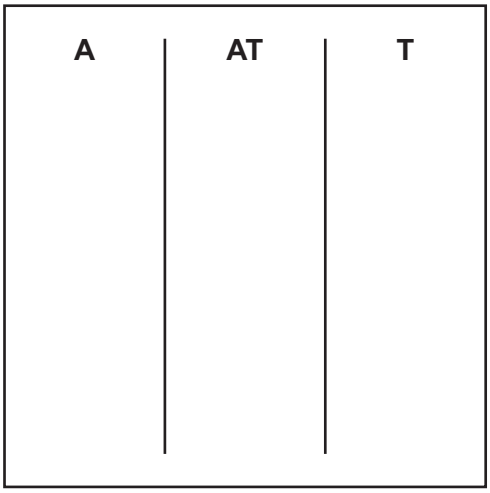

Fig. 1.1

DO NOT WRITE IN THIS MARGIN

Step 9 Add 10 drops of iodine solution to each section, as shown in Fig. 1.2.

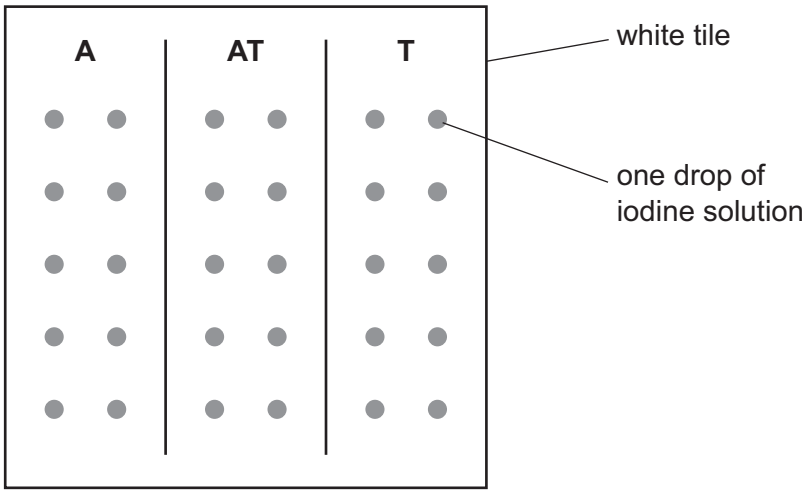

Fig. 1.2

Step 10 Start the stop-clock and pour the starch suspension in test-tube **S1** into test-tube **A**.

Step 11 Use a pipette to immediately remove a drop of the mixture from test-tube **A** and place it onto the first drop of iodine solution in section **A** on the white tile.

Return any mixture still in the pipette to test-tube **A**.

Step 12 Repeat step 11 every 30 seconds, until all 10 drops of iodine solution in section **A** have been used. Reset the stop-clock to zero.

Step 13 Repeat steps 10 to 12 using test-tubes **S2** and **AT**.

Step 14 Repeat steps 10 to 12 using test-tubes **S3** and **T**.

DO NOT WRITE IN THIS MARGIN

(a) For this investigation, you need to identify when all of the starch has been broken down in each test-tube.

(i) Describe how you can tell if the starch has been broken down.

..... [1]

(ii) Prepare a table for your results.

Include in your table the time taken for starch to be broken down in all three test-tubes.

If starch remained after testing with all 10 drops, record this as **>300**.

[4]

(iii) State what can be concluded about the effect of tea on amylase activity.

.....

.....

..... [1]

(iv) State the independent variable in this investigation.

..... [1]

(v) Test-tube **T** did **not** contain amylase and was used as a control.

Suggest a reason for including a control in this investigation.

.....

.....

..... [1]

DO NOT WRITE IN THIS MARGIN

(vi) Explain why the test-tubes were placed in a water-bath in step 7 before the contents of the test-tubes were mixed in step 10.

.....

.....

..... [1]

(vii) A student stated that there is an error in step 4 and step 5.

Identify this error and suggest how the procedure should be improved.

error .....

.....

improvement .....

.....

.....
[2]

(viii) Describe a test which would show that reducing sugars have been produced.

.....

.....

..... [2]

DO NOT WRITE IN THIS MARGIN

(b) Fig. 1.3 is a photograph of a tea leaf.

Fig. 1.3

Make a large drawing of the tea leaf shown in Fig. 1.3.

[4]

DO NOT WRITE IN THIS MARGIN

(c) Biological washing powders contain enzymes that help to remove stains from clothes. This reduces the need to wash clothes at high temperatures.

Plan an investigation to determine the optimum temperature for a biological washing powder.

.....

.....

.....

.....

.....

.....

.....

.....

.....

.....

.....

.....

..... [6]

[Total: 23]

DO NOT WRITE IN THIS MARGIN

2 **(a)** Fig. 2.1 is a photograph of a villus from one part of the small intestine.

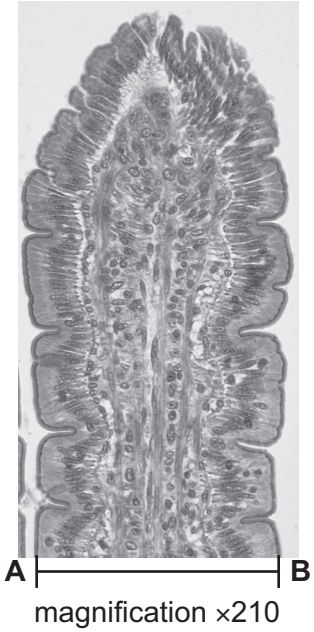

Fig. 2.1

(i) The length of line **AB** represents the width of the villus in Fig. 2.1.

Measure the length of line **AB**.

length of line **AB** ..... mm

Use your measurement and the formula to calculate the actual width of the villus.

$$\text{magnification} = \frac{\text{length of line } \mathbf{AB} \text{ in Fig. 2.1}}{\text{actual width of villus}}$$

Give your answer to **two** significant figures.

Space for working.

..... mm
[3]

DO NOT WRITE IN THIS MARGIN

(ii) Fig. 2.2 shows a villus from a different part of the small intestine.

magnification ×210

Fig. 2.2

State **two** ways the villus in Fig. 2.2 differs from the villus in Fig. 2.1.

1 .....

.....

2 .....

.....

[2]

DO NOT WRITE IN THIS MARGIN

(b) A scientist studied the length of the small intestine in different animals.

The scientist recorded:

- the body length of five different animals
- the length of the small intestine of each animal.

For each animal, the length of the small intestine was divided by the body length.

Table 2.1 shows the scientist's results.

Table 2.1

type of animal	small intestine length divided by the body length
cat	4
cow	20
dog	6
horse	12
human	5

(i) Plot a bar chart on the grid of the data in Table 2.1.



[4]

DO NOT WRITE IN THIS MARGIN

(ii) Identify the dependent variable in this study.

.....

..... [1]

(iii) The horse used in the study had a body length of 2.1 m.

The small intestine length divided by the body length for the horse was 12.

Calculate the length of its small intestine.

Include the unit.

..... [2]

(iv) Table 2.2 also shows the main diet of the five animals in the study.

Table 2.2

type of animal	diet	small intestine length divided by the body length
cat	animals	4
cow	plants	20
dog	animals	6
horse	plants	12
human	plants and animals	5

Describe the relationship between the small intestine length divided by the body length and the diet of the animals.

.....

.....

.....

.....

..... [2]

DO NOT WRITE IN THIS MARGIN

(v) Suggest why the scientist divided the small intestine length by the body length for each animal rather than looking at just the intestine length.

.....

.....

..... [1]

(vi) Suggest **two** possible improvements to the method used in this study.

1 .....

.....

2 .....

.....
[2]

[Total: 17]

Permission to reproduce items where third-party owned material protected by copyright is included has been sought and cleared where possible. Every reasonable effort has been made by the publisher (UCLES) to trace copyright holders, but if any items requiring clearance have unwittingly been included, the publisher will be pleased to make amends at the earliest possible opportunity.

To avoid the issue of disclosure of answer-related information to candidates, all copyright acknowledgements are reproduced online in the Cambridge Assessment International Education Copyright Acknowledgements Booklet. This is produced for each series of examinations and is freely available to download at www.cambridgeinternational.org after the live examination series.

Cambridge Assessment International Education is part of Cambridge Assessment. Cambridge Assessment is the brand name of the University of Cambridge Local Examinations Syndicate (UCLES), which is a department of the University of Cambridge.

DO NOT WRITE IN THIS MARGIN